



About logging in to the software

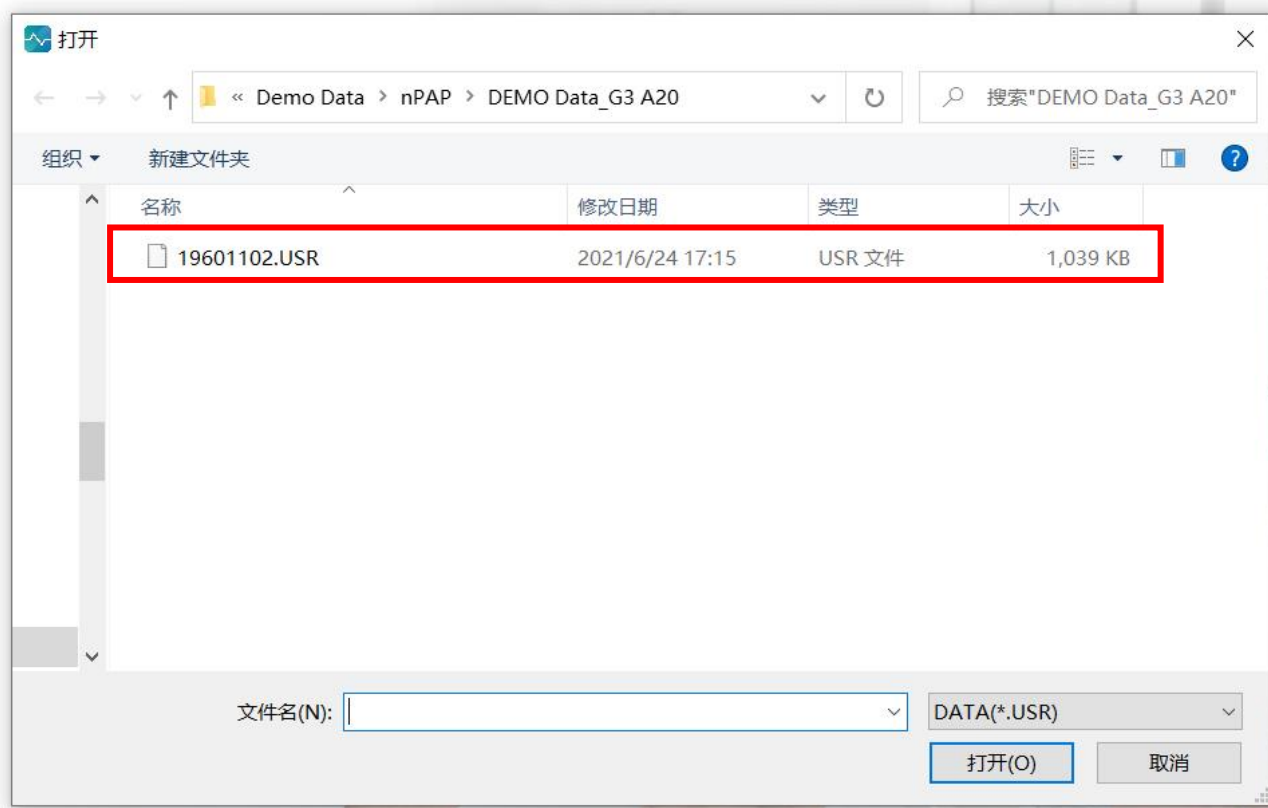


The image displays two identical 'Log in' dialog boxes side-by-side. Each box has a title bar with 'Log in' and a close button (X). On the left is a blue square icon with a white medical symbol (a head with a cross and a stethoscope). To the right of the icon is the label 'Password' followed by a text input field. Below the input field are two checkboxes: 'Remember' and 'Automatic login'. At the bottom are two buttons: 'Log in' and 'Cancel'. In the left dialog, the password field is empty. In the right dialog, the password field contains six black dots, indicating a masked password. The 'Remember' checkbox in the right dialog is checked, while it is unchecked in the left dialog.

The log in security measure is to meet the regulatory requirements related to data security and patient privacy.

Password

- The password is created by yourself first after you install the software;
- If you choose “Remember”, you can log in without password entrance again;
- If you choose “Automatic login”, you can directly log in without this pop-up window.



Recently viewed patients

	Name	Gender	Age	Patient ID	Device Model	Device SN	Working Mode	Patient Group	Download Time	Data Size
1	Demo2	Male	51		G2S A20	ES418C03344	AutoCPAP	Default	2021-06-24 17:14:18	4276 k
2	Demo1	Male	51		Y-30T	Y2C16A01050	S/T	Default	2021-06-24 17:09:52	17645 k

Choose the *.USR file that you can get it from your SD card

Data download ×

Data

File path

Device SN Device Model

Link of

Please enter the name, patient ID or device serial number to

▲	Name	G..	Age	Patie...	Devic...	Devic...	Worki...	Patie...	Download Time	Data ...

Download

Date Range of Summary Data

Detailed Graph Data

1. You can build a new patient profile
2. If you have already built one, then choose the right one to contain the data
3. You can also choose to Link no patient

Patient Profile ×

1. Type in the basic information

Patient Information **Clinical Information**

Basic Information

* Name ×

Patient ID

Gender ☒ Male ☐ Female

* Date of Birth

Age

Height (cm)

Weight (kg)

BMI

Patient Group

Contact Information

Address

District

City

Province

Postcode

Country

Phone Number

E-mail

Doctor Information

Doctor

Department

Hospital/Clinic

Insurance Information

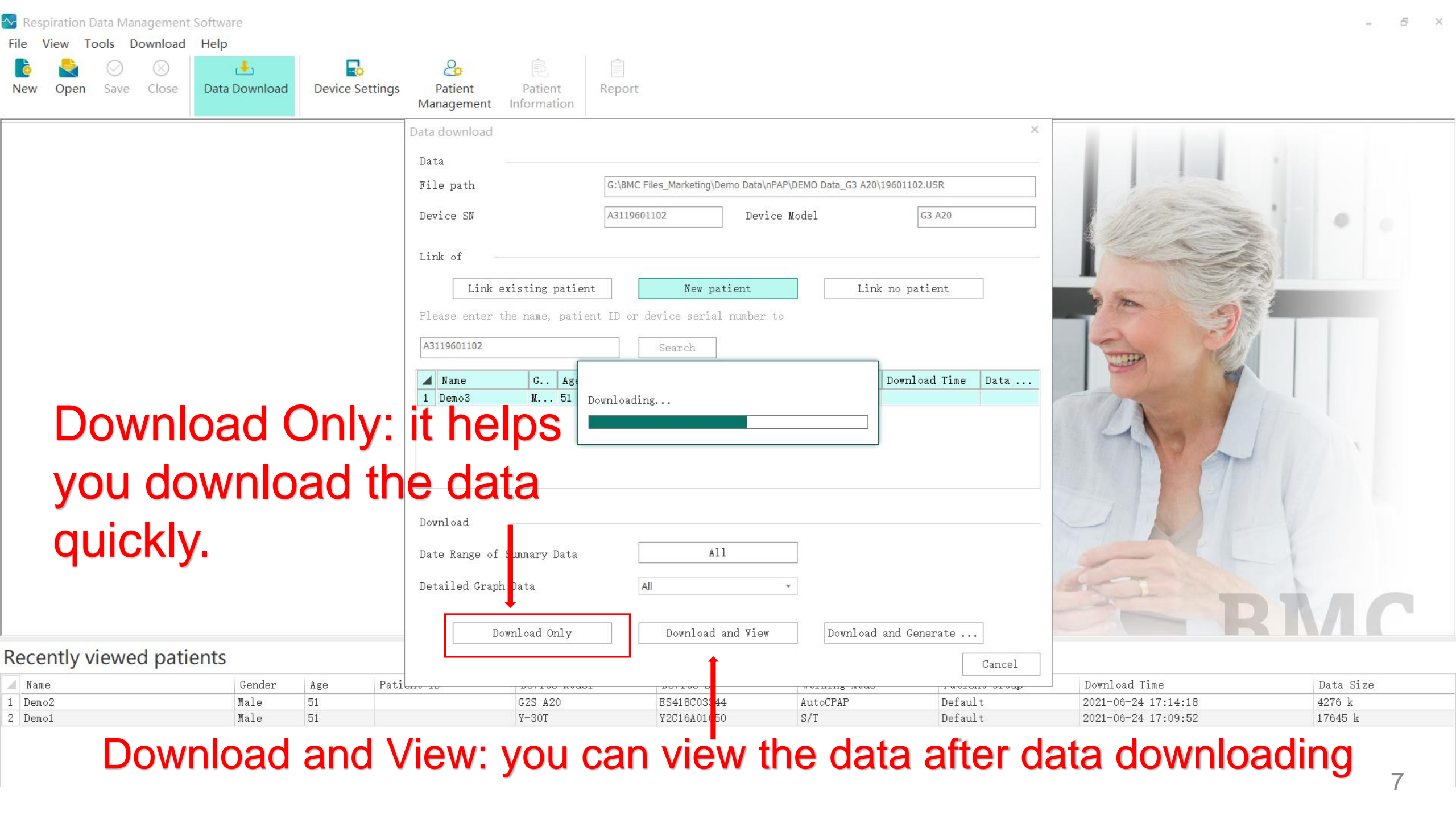
Insurance Carrier

Insurance Membership

Start date

* Required Field

2. Confirm Cancel



Data download

Data

File path

G:\BMC Files_Marketing\Demo Data\nPAP\DEMO Data_G3 A20\19601102.USR

Device SN

A3119601102

Device Model

G3 A20

Link of

Link existing patient

New patient

Link no patient

Please enter the name, patient ID or device serial number to

A3119601102

Search

Name	G...	Age	Download Time	Data ...
1 Demo3	M...	51	Downloading...	

Download

Date Range of Summary Data

All

Detailed Graph Data

All

Download Only

Download and View

Download and Generate ...

Cancel

Recently viewed patients

	Name	Gender	Age	Patient ID	Device Model	Device SN	Respiratory Mode	Pressure Support	Download Time	Data Size
1	Demo2	Male	51		G2S A20	ES418C03344	AutoCPAP	Default	2021-06-24 17:14:18	4276 k
2	Demo1	Male	51		Y-30T	Y2C16A01650	S/T	Default	2021-06-24 17:09:52	17645 k

Download Only: it helps you download the data quickly.

Download and View: you can view the data after data downloading

If choose “Download and Generate Report”, the Report window will pop up, choose the report type you want and get the report; You can also customize the report via “Customized”.

Report

Report Generation

Usage Compliance Statistical Data Summary Data Detailed Data All Available Data Customized

Start date 2017-08-15

End date 2017-08-15

Last 1 day

Select date for detailed graphs 2017/08/15

Add advice

Generate

Previous Report

File Name	Report Generation Date

View

Customize report template

* Report template name

☐ Patient Profile

- ☐ Basic Information
- ☐ Contact Information
- ☐ Doctor
- ☐ Insurance
- ☐ Device Information

☐ Current Settings

- ☐ Therapy
- ☐ Comfort
- ☐ Alarm

☐ Daily List

☐ Statistics

- ☐ Total Usage
- ☐ EPAP
- ☐ IPAP
- ☐ Respiratory Indices
- ☐ Tidal Volume
- ☐ Respiratory Rate
- ☐ Minute Ventilation
- ☐ Inspiration Time
- ☐ VE Ratio

* Required Field

Save Delete Cancel

Recently viewed patients

	Name	Gender	Age	Patient ID
1	Demo3	Male	51	
2	Demo2	Male	51	
3	Demo1	Male	51	

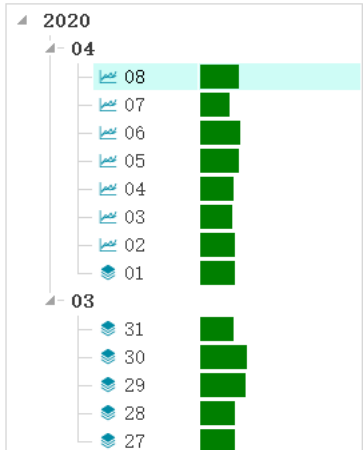
Patient Group	Download Time	Data Size
Default	2021-06-24 17:18:06	18594 k
Default	2021-06-24 17:14:18	4276 k
Default	2021-06-24 17:09:52	17645 k

Data browsing

Start date 2020/04/08 ▾

End date 2020/04/08 ▾ ▴

Last 1 day



Recent Usage

Device Model G3 A20

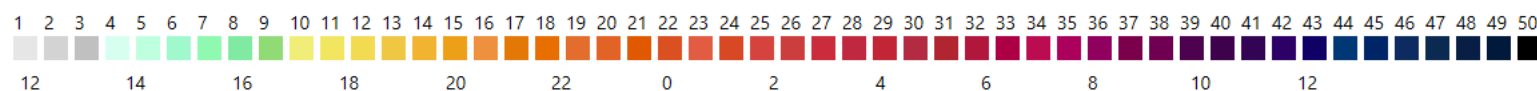
```
Device SN      A3119601102
```

Compliance of last 30 days



2020/03/10 2020/04/08

[Daily List](#)
[Current Settings](#)
[Statistics](#)
[Summary Graphs](#)
[Detailed Graphs](#)
[Report Preview](#)

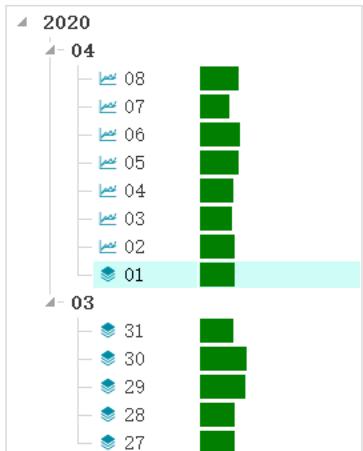


▲	Date											Used Time	Mean P	P95	AHI	Leak
1	2020/04/08											06:00	7.0	8.5	0.3	1.1
2	2020/04/07											04:29	7.0	8.5	1.1	1.1
3	2020/04/06											06:08	7.5	8.5	0.8	1.0
4	2020/04/05											05:58	7.5	8.5	0.3	2.6
5	2020/04/04											05:07	7.5	8.5	0.2	1.8
6	2020/04/03											04:57	7.5	8.5	1.4	0.3
7	2020/04/02											05:20	7.5	9.5	1.9	0.7
8	2020/04/01											05:24	7.0	8.0	1.3	0.4
9	2020/03/31											05:04	7.0	8.5	0.8	1.1
10	2020/03/30											07:13	7.0	8.5	1.4	0.6
11	2020/03/29											07:02	7.0	8.5	0.6	2.6
12	2020/03/28											05:17	6.5	7.5	0.0	0.9
13	2020/03/27											05:18	7.0	8.5	1.3	2.2

2. Click here to save the report

Data browsing

Start date: 2020/04/01
End date: 2020/04/01
Last: Customized



Recent Usage

Device Model: G3 A20
Device SN: A3119601102
Compliance of last 30 days: 43%
2020/03/10 2020/04/08

Daily List Current Settings Statistics Summary Graphs Detailed Graphs Report Preview



Patient Name: Demo3
Patient ID:
Report prepared by:
Report generated on: 2021/06/24

TREATMENT REPORT

Patient Profile

Basic Information

Name: Demo3
Gender: Male Age: 51 Date of Birth: 1970/01/01
Height: 0.0cm Weight: 0.0kg BMI: 0.0 Patient ID:

Contact Information

Address:
Phone Number: E-mail:

Doctor

Clinic / Hospital:
Doctor: Department:

Insurance

Insurance Carrier:
Membership Number: Member Since: 2021/06/24

Device Information

Device Type: Auto CPAP Device Model: G3 A20
Device SN: A3119601102 Firmware Version: nP3-

Report Type

All Available Data

Report Type

All Available Data

Usage Compliance

Statistical Data

Summary Data

Detailed Data

All Available Data

1. Choose the report type

Export CSV file

Patient Group

Temp

Patient List

	Patient Group	Patient Name	Patient ID	Address
1	Temp	A3119601102		
2	Temp	Y2916B01066		
3	Temp	Y2916B01066		

Please select the date range for exporting patient information

Start date

2022-12-17

End date

2023-03-17

Path

C:\Users\xi\Desktop

Export selected

Export all

Close

Click here to batch export patients

Recently viewed patients

	Name	Gender	Age
1	Y2916B01066	Male	53
2	Y2916B01066	Male	53
3	A3119601102	Male	53



Download Time	Data Size
2023-03-08 16:23:10	27884 k
2023-03-08 16:24:11	27884 k
2023-03-13 14:13:58	18595 k



New



Open



Save



Close



Data Download



Device Settings

Patient
ManagementPatient
Information

Report

Click here to choose *.USR file from your SD card to upload ,
and will pop up a window for your device settings

Device Settings

Device SN

Y2916B01066

Device Model

Y-25A

Setting Items	Current Setti...	Adjustment	Unit
Therapy			
Mode	S	S	
Initial EPAP	4.0	4.0	cmH2O
EPAP	6.0	6.0	cmH2O
IPAP	20.0	20.0	cmH2O
Rise Time	1	1	
I Sens	4	4	
E Sens	2	2	
Ti Min	1.2	1.2	s
Ti Max	2.4	2.4	s
▶ Backup RR	<input checked="" type="checkbox"/>	<input checked="" type="checkbox"/>	
Leak Alarm	<input type="checkbox"/>	<input type="checkbox"/>	
Comfort			
Max Ramp Time	25	25	min
Ramp Time	25	25	min
Reslex	1	1	
Auto On	<input checked="" type="checkbox"/>	<input checked="" type="checkbox"/>	
Auto Off	<input checked="" type="checkbox"/>	<input checked="" type="checkbox"/>	
Humidifier	3	3	
Mask Type	Full Face Mask	Full Face Mask	
Air Tubing Type	15 mm normal	15 mm normal	

Recently viewed patients



	Name	Gender	Age
1	Y2916B01066	Male	53
2	Y2916B01066	Male	53
3	A3119601102	Male	53

Confirm

Cancel

Download Time	Data Size
23-03-08 16:23:10	27884 k
23-03-08 16:24:11	27884 k
23-03-13 14:13:58	18595 k

Summary

1. Log in
2. Click on Data Download 
Data Download
3. Choose the *.USR data file obtained from your SD card
4. You can firstly build a new patient profile, or if you have already built one, you can choose the right one directly. You can also choose to Link no patient
5. Type in the basic information and confirm
6. Download Only: it helps you download the data quickly;
Download and View: you can view the data after data downloading;
Download and Generate Report: you can get the appropriate report directly.
7. In the Report Preview page: Save the report by clicking the save icon , also the report type can be selected at the right side.