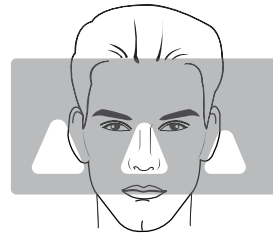
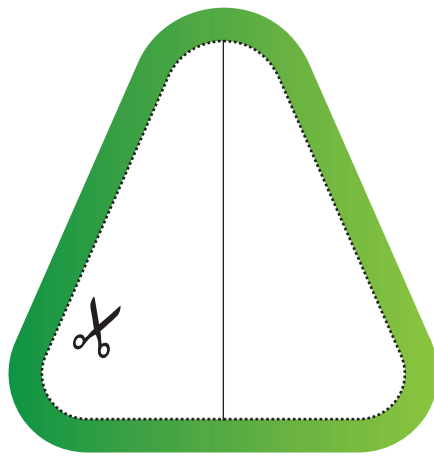


# Fitting Template

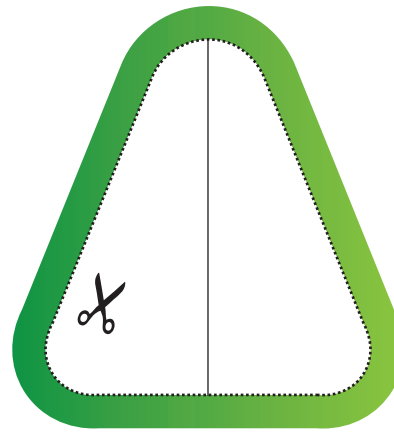


## N4 Nasal Mask


1. Place template around the nose.
2. Obtain a close fit around the nose allowing some clearance around the nostrils and nasal bridge.



**L** W: 48 mm H: 50 mm



**M** W: 43 mm H: 47 mm



**S** W: 38 mm H: 40 mm

1. Please ensure the print is accurate to the scale.
2. Cut out the template
3. Cut out the nasal holes (fold each hole in half makes it easier to cut)

60400006-Ver1.0-201706